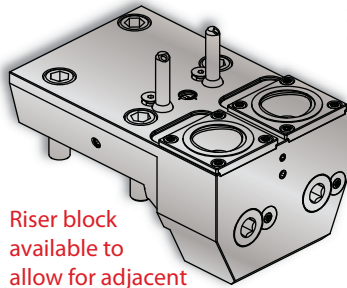


VELOCITY TOOLING FOR OKUMA LB2000/LB3000 M/MY/MYW

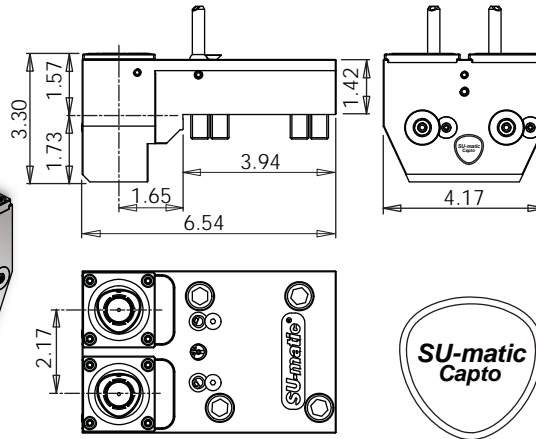
SU-matic Capto® Tools



LB3000 MY C4 Y-Axis OD-I Length Turning Holder



Riser block available to allow for adjacent mounting on turret.
Part #14.430.0.0200.0



Notes

REGO-FIX® C4 Collet Chucks

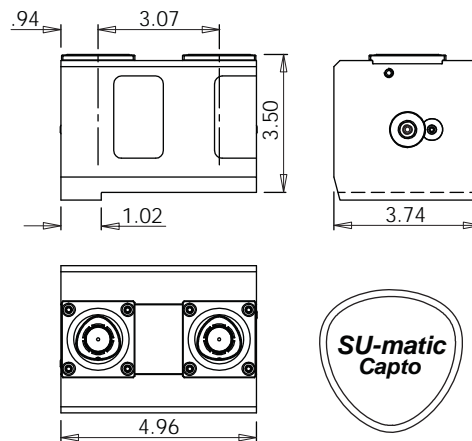

ER Output	Rego-Fix Part #
ER-16	2804.11630
ER-20	2804.12010
ER-25	2804.12510
ER-32	2804.13210
Turret Plugs	14.430.0.0086.0

VELOCITY/SU-matic tooling for OKUMA is manufactured on OKUMA machine tools.

SU-matic Capto® static tools are coolant thru. Coolant filtration is recommended.

Lathe Model	Tool #	Reversible (Main/Sub)	Coolant	Output	Hex Wrench	C4 Collet Chucks
LB3000 MY	14.910.0.0118.0	No	IC/EXT	(2) C4	10 mm	See Above

LB3000 MYW C4 Double OD-I-S Length Turning Holder



Notes

REGO-FIX® C4 Collet Chucks

ER Output	Rego-Fix Part #
ER-16	2804.11630
ER-20	2804.12010
ER-25	2804.12510
ER-32	2804.13210
Turret Plugs	14.430.0.0086.0

VELOCITY/SU-matic tooling for OKUMA is manufactured on OKUMA machine tools.

SU-matic Capto® static tools are coolant thru. Coolant filtration is recommended.

Lathe Model	Tool #	Reversible (Main/Sub)	Coolant	Output	Hex Wrench	C4 Collet Chucks
LB3000 MYW	14.910.0.0043.0	No	IC/EXT	(2) C4	10 mm	See Above