



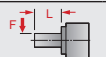


4th AXIS ONLY FOR OKUMA

VELOCITY SU-matic®

Table Model		SU-matic RTSU-200	Tsudakoma RWA-200	Kitagawa TMX200BE04	Nikken CNC202
Versions available		R (L Optional)	R, L	R, L	R, L
Spindle outer diameter		120	120	-	-
Table diameter (optional)		200 (220)	200 (250)	200	200
Center height		160	160	140	135
Center bore	Nose Diameter	65H7	65H7	75H7	60H7
	Thru Diameter	45	45	52	40
Table T-slot width (with faceplate)		12H8	12H8	12H8	12H7
Guide block width		18h6	18h7	18h7	18h7
Servo motor (Okuma)		BL-MT40M-TN	BL-MT40M-TN	Fanuc αiF4	BL-ME24M-50SN
Maximum motor speed	rpm	4,000	4,000	3,000	2,000
Speed reduction ratio		1/72	1/72	1/90	1/90
Maximum table speed	rpm	55.6	55.6	33.3	22.2
Inertia converted into motor shaft	$\times 10^{-3}\text{kg}\cdot\text{m}^2$.26	.17	.32	.09
Clamp system		Air-Hydraulic	Pneumatic	Air-Hydraulic / Hydraulic	Pneumatic / Hydraulic
Clamp torque	Nm (ft. lbs.)	800 (590)	800 (590)	600 (443)	303 (223)
Indexing accuracy	arc sec.	± 10	± 10	± 10	± 10
Repeatability	arc sec.	± 2	± 2	± 4	± 4
Net Weight	kg (lbs.)	90 (199)	61 (134)	60 (132)	55 (121)
Allowable wheel torque	Nm (ft. lbs.)	288 (212)	288 (212)	310 (229)	144 (106)
Allowable work inertia	$\text{kg}\cdot\text{m}^2$	1.25	1.25	1.00	1.00
Allowable work weight	 kg (lbs)	175 (386)	125 (275)	100 (220)	100 (220)
	 kg (lbs)	350 (772)	250 (551)	200 (440)	200 (440)
Allowable load when table clamped	 N (lbf)	20,000 (4,496)	14,400 (3,237)	17,000 (3,821)	18,000 (4,047)
	 Nm (ft. lbs.)	800 (590)	800 (590)	600 (442)	542 (400)
	 Nm (ft. lbs.)	2,500 (1,844)	1,900 (1,401)	1,100 (811)	690 (509)

Specifications subject to change without notice • Dimensions = mm